



IMEI 数据库

中国区用户操作指南

TAF

版本 3.0

2011 年 1 月 20 日

版权

GSMA 2011 年版权所有

GSMA 注册并保有 GSM 和 GSM 图标的版权.

反垄断说明

此文件完全符合 GSMA 反垄断政策

简介

GSMA 为 GSMA IMEI 数据库提供技术支持，以保证按照当前的号码原则更高效地发放号码。非通信产品中使用移动通信芯片将增加对 TAC 号码的需求，并在将来对 GSMA 及 IMEI 号码发放合作机构的能力提出更高的要求。

GSMA 与 TAF 合作，以此为契机查找假的/非法的 IMEI 号码来源。这也是所有合法制造商所密切关注的。在发号程序中，每一个 TAC 号码申请人的资料、证书将由地区所确定的相应审核机构进行审查。此法将有助于减少不合法的企业获得 TAC 号码，从而减少使用不合法 IMEI 号码的终端设备。

本指南包含中国制造商获得 TAC 号码的全部信息。

目录

1.	制造商在 IMEI 数据库登记过程:	4
2.	制造商在 IMEI 数据库重新登记过程:	7
2.1	如果忘记了登录密码:	7
2.2	制造商重新登记以进行再确认:	10
3.	制造商登录 IMEI 数据库, 申请 TAC 号码:	12
3.1	忘记登录密码:	15
4.	制造商首页:	17
4.1	TA 管理:	18
4.2	报告菜单:	19
4.3	用户管理:	20
5.	申请 TAC:	21
5.1	暂停:	23
6.	查看已有 TAC 的详情:	24
7.	查看条款和条件:	25
8.	TAC 证书:	26
9.	变更登录密码:	27
10.	编辑 TAC:	29

1. 制造商在 IMEI 数据库登记过程:

制造商要登记如 IMEI 数据库需要遵循以下步骤:

通过如下网址进入 IMEI 数据库系统: <http://imeidb.gsm.org/imei/login.jsp>

GSMA IMEI 数据库系统首页:

IMEI Database - Windows Internet Explorer

http://10.61.221.191:9081/imei/login.jsp

IMEI DATABASE

Email: imeihelpdesk@gsm.org
Contact: 91-877-2285669, 91-877-6456669

Full access to the IMEI db is restricted to GSMA Full Members only. Full members can apply for either a MNO &/or CNO account. Mobile Network Operator MNO access. Contributor Network Operator CNO is for an MNO to exchange data via IMEI Database

Full access to the GSMA IMEI db is restricted to GSMA full members ONLY.
Restricted access is available to other organistaion

Login

User Id:
Password:

[Forgotten your password?](#)

[Application for TAC](#)

[Manufacturers Registration Form](#)

[Request Access to IMEI Database](#)

[Helpdesk Holidays](#)

Privacy & Security Statement

点击: “制造商注册表” (“Manufacturer Registration Form”)

“制造商注册表”如下所示, 制造商应填写所有内容, 然后点击“提交” (“submit”)。

Manufacturers Registration Form

Use this form to register with the GSMA Reporting Body, before submitting application for TAC ranges

Organisation Name *

Address *

Country *

Telephone *
(Please include full dialing rules e.g. +44 1 223 2204367)

Company Registration Number *

Notified Body **
** For verification purposes please provide contact details of a Notified Body (official body) or mobile operator who can verify your status as a GSM Terminal manufacturer

Certification Body **
** Name of Certification body used for Company Quality System employed (ISO 9000/QS 9000)

Status of Applicant*
Note: If your company is a GSM manufacturer please select GSM Manufacturer. If your company is not a GSM manufacturer but has been authorized by a GSM manufacturer to act on their behalf please select Authorized Representative. Please note that the organization details required on this form are those of the manufacturer. You will also need to supply a letter of authorization from the manufacturer to S&BT (smo@sbtt.com).

Company Activities *

Products Produced *

Brand Name *
Note: Please specify the Brand Name controller.

I am a GSMA Associate Member*
 Yes No

Are you aware of GSMA IMEI Allocation and Approval Guidelines(GS08)?
 Yes No

Main Contact Details

The Applicant is assumed to be the Main Contact for your organisation, in relation to IMEI allocations. This person shall be included in all application communications, even if these are submitted by another individual

Name *
 First Name Surname

Job Title *

Email *

Comments

I Accept Terms And Conditions

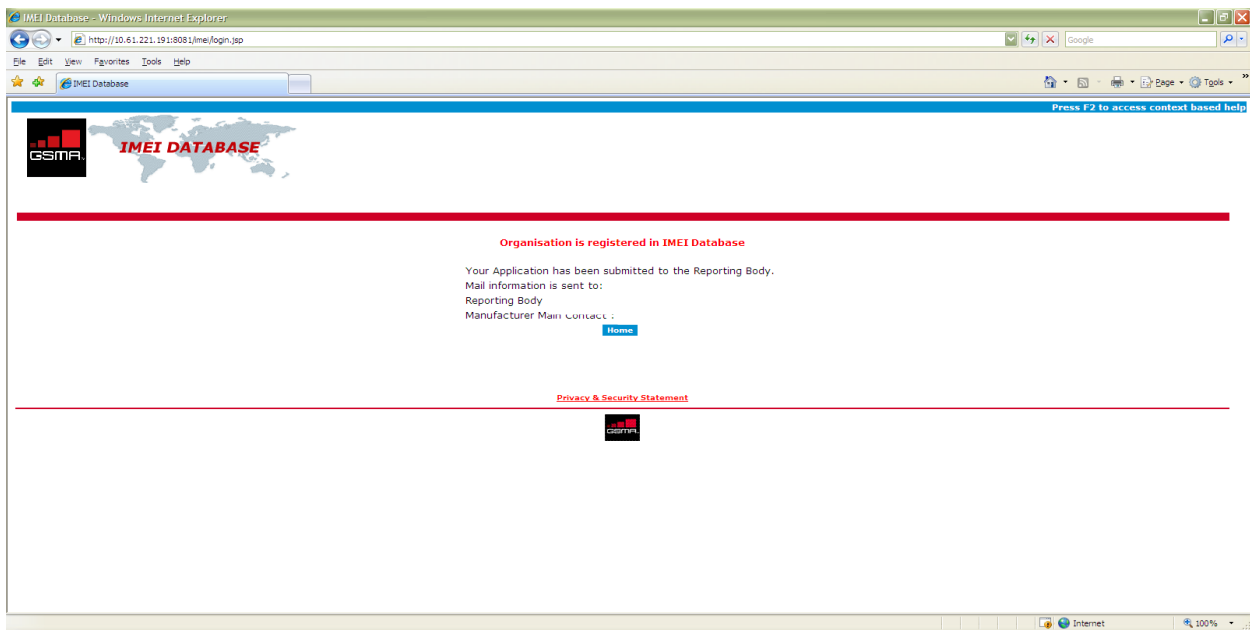
[Privacy & Security Statement](#)

输入公司信息，如公司名称、地址、国家、电话号码等
(**Organisation name, Address, Country, Telephone**)

勾选是否 GSMA 会员：“是”或“否”
(**“Yes” or “No”**)

勾选是否遵守 GSMA 指导文件：“是”或“否”
(**“Yes” or “No”**)

勾选“我同意” (**“I Accept”**)



申请表提交后发送给相应的审核机构。申请者随后将收到该申请正在处理的确认邮件。审核过程中会需要申请者提供更多的资料或信息（如营业执照、体系认证证书等）。审核通过后申请者将收到登录密码（申请者机构代码和密码），之后方可进行 TAC 申请程序。

2. 制造商在 IMEI 数据库重新登记过程:

2.1 如果忘记了登录密码:

制造商已经在 GSMA IMEI 数据库登记过，但是没有获得或忘记了登录密码，可以通过输入申请者机构代码进行重新登记。

IMEI Database - Windows Internet Explorer

http://172.16.32.7:7778/imei/login.jsp

IMEI Database

Press F2 to access context based help

IMEI DATABASE

Existing Manufacturer who does not have Password should Re-register their Organisation details with IMEIDB. The password will be mailed to the existing manufacturer once the Re-registration process is approved

Login

Manufacturer ID

Password **Go** **Home**

[Forgotten your password?](#)

[Re-Registration](#)

[Privacy & Security Statement](#)

输入“组织机构代码” (“Manufacturer ID”)

点击“重新登记” (Re-Registration)

其细节同前述的登记表格。

Email

Manufacturers Registration Form

Use this form to register with the GSMA Reporting Body, before submitting application for TAC ranges

Organisation Name *	<input type="text" value="Hoft & Wessel AG"/>	
The Registered Head Office Address: *	<input type="text" value="Rotenburger Strasse 20, 30"/> <input type="text"/> <input type="text"/> <input type="text"/> <input type="text"/>	
Country *	<input type="text" value="Germany"/>	
Telephone *	<input type="text" value="+49 511 6102 345"/> <small>(Please include full dialling rules e.g. + 44 1 123 1234567)</small>	Fax <input type="text" value="+49 511 6102 411"/> <small>(Please include full dialling rules e.g. + 44 1 123 1234567)</small>
Company Registration Number *	<input type="text"/>	Website <input type="text"/> <small>(Your organisations Website URL)</small>
Notified Body **	<input type="text"/>	** For verification purposes please provide contact details of a Notified Body (official body) or mobile operator who can verify your status as a GSM Terminal manufacturer
Certification Body ++	<input type="text"/>	++ Name of Certification body used for Company Quality System employed (ISO 9000 / QS 9000)
Status of Applicant*	<input type="text" value="GSM Manufacturer"/>	Note: If your company is a GSM manufacturer please select GSM Manufacturer. If your company is not a GSM manufacturer but has been authorized by a GSM manufacturer to act on their behalf please select Authorized Representative. Please note that the organization details required on this form are those of the manufacturer. You will also need to supply a letter of authorization from this manufacturer to BABT (mei@babt.com).
Company Activities *	<input type="text"/>	
Products Produced *	<input type="text"/>	
Brand Name *	<input type="text"/>	Note: Please
I am a GSMA Associate Member*	<input checked="" type="radio"/> Yes	<input type="radio"/> No
Are you aware of GSMA IMEI Allocation and Approval Guidelines (D.G.06)*	<input checked="" type="radio"/> Yes	<input type="radio"/> No

显示公司信息，如公司名称、地址、国家、电话号码等
(Organisation name, Address, Country, Telephone)

勾选是否 GSMA 会员：“是”或“否” (“Yes” or “No”)

Main Contact Details

The Applicant is assumed to be the Main Contact for your organisation, in relation to IMEI allocations. This person shall be included in all application communications, even if these are submitted by another individual

Name *	<input type="text" value="Mr."/> <input type="text" value="Andreas"/> <input type="text" value="Muller"/>
Job Title *	<input type="text" value="n/a"/>
Email *	<input type="text" value="farook.m@venusgeo.com"/>
Comments	<input type="text"/>

请阅读“条款和条件” (Read the Terms & Conditions)

勾选“我同意” (“I Accept”)

I Accept, [Terms And Conditions](#)

点击“重新登记” (“re-registration”)

[Re-Registration](#) [Reset](#) [Back](#)

IMEI Database - Windows Internet Explorer

http://172.16.32.7:7778/imei/login.jsp

IMEI Database

Press F2 to access context based help

GSM ASSOCIATION **IMEI DATABASE**

User : testmsairb1
Logged In Time : 7:29 PM (GMT-12:00)

Organisation is registered in IMEI Database

Your Application has been submitted to the Reporting Body.
Mail information is sent to:
Reporting Body :
Manufacturer Main Contact :

[Home](#)

[Privacy & Security Statement](#)

GSM ASSOCIATION

重新登记表格内容将传送给审核机构，确认信息将发送到申请者留下的联系人地址。审核通过后申请者将通过联系人地址获得（申请者机构代码和密码）。

2.2 制造商重新登记以进行再确认:

制造商必须每年进行重新登记以确认其公司总部地址、联系方式以及 GSMA 成员状态是否有变化。



在相应文本框中输入“申请者机构代码”和“登录密码”并点击继续（“GO”），进入下一页。

Manufacturers Registration Form

Use this form to register with the GSMA Reporting Body, before submitting application for TAC ranges

Microsoft Internet Explorer

Dear Manufacturer,
Your Organisation financial year has expired. Kindly confirm whether the following information is still the same or review the new information.

- GSMA Associate Membership Status
- Registered Head Office Address
- Main Contact information

OK

Is this your company Registered Head Office address? Yes No

Country *

Telephone * (Please include full dialling rules e.g. + 61 1 123 1234567) Fax (Please include full dialling rules e.g. + 61 1 123 1234567)

Company Registration Number * Website (Your organisations Website URL)

Notified Body ** ** For verification purposes please provide contact details of a Notified Body (official body) or mobile operator who can verify your status as a GSM Terminal manufacturer

Certification Body ++ ++ Name of Certification body used for Company Quality System employed (ISO 9000/QS 9000)

Status of Applicant* Note: If your company is a GSM manufacturer please select GSM manufacturer. If your company is not a GSM manufacturer but has been authorized by a GSM manufacturer to act on their behalf please select Authorized Representative. Please note that the organization details required on this form are those of the manufacturer. You will also need to supply a letter of authorisation from this manufacturer to BABT (gsmi@babt.com).

Company Activities *

Products Produced *

Brand Name * Note: Please specify the Brand Name controller.

I am a GSMA Associate Member* Yes No

Are you aware of GSMA IMEI Allocation and Approval Guidelines (2.6.83)* Yes No

Main Contact Details

The Applicant is assumed to be the Main Contact for your organisation, in relation to IMEI allocations. This person shall be included in all application communications, even if these are submitted by another individual

Name *

Job Title *

Email *

Comments

Is Main Contact has been Changed

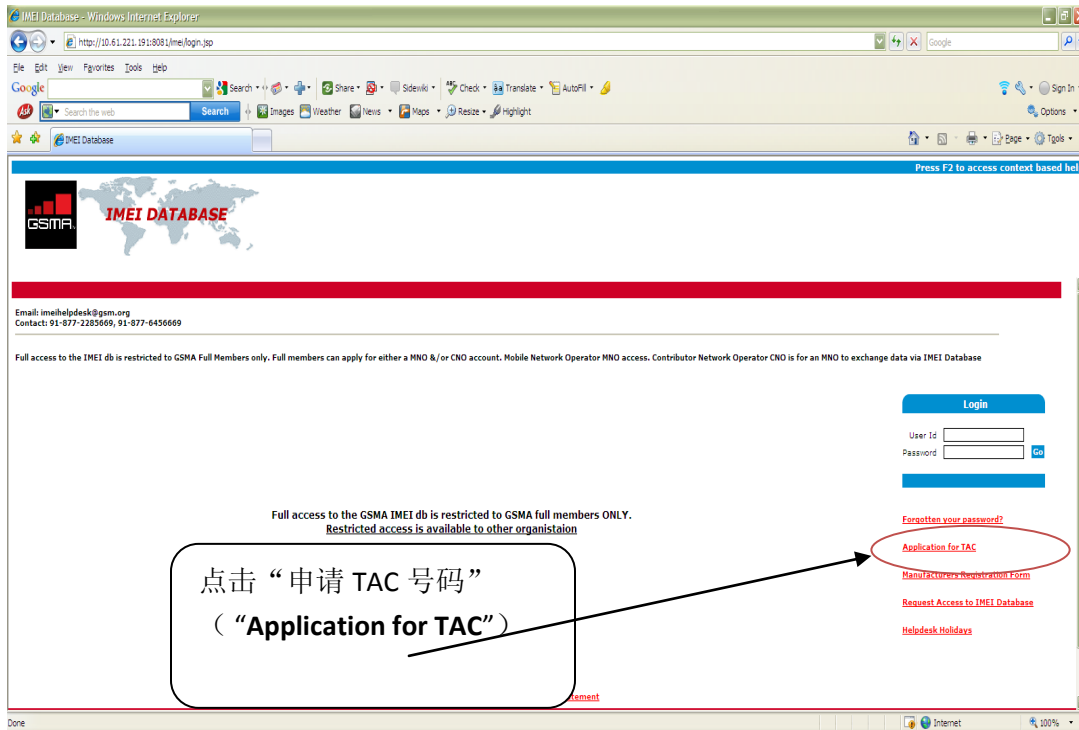
Yes No

Back

Note: * Mandatory Field.

如果联系方式有变化，在这里点击“是”（“Yes”），否则点击“否”（“NO”）

3. 制造商登录 IMEI 数据库，申请 TAC 号码：



点击“申请 TAC 号码”的链接，进入申请 TAC 号码的界面。

输入登录信息，例如申请者机构代码和登录密码，然后点击“继续”（“Go”）。

IMEI Database - Windows Internet Explorer

http://172.16.32.7:7778/imei/login.jsp

IMEI DATABASE

Press F2 to access context based help

GSM ASSOCIATION

IMEI DATABASE

Existing Manufacturer who does not have Password should Re-register their Organisation details with IMEIDB. The password will be mailed to the existing manufacturer once the Re-registration process is approved

Login

Manufacturer ID

Password

Go **Home**

[Forgotten your password?](#)

[Re-Registration](#)

[Privacy & Security Statement](#)

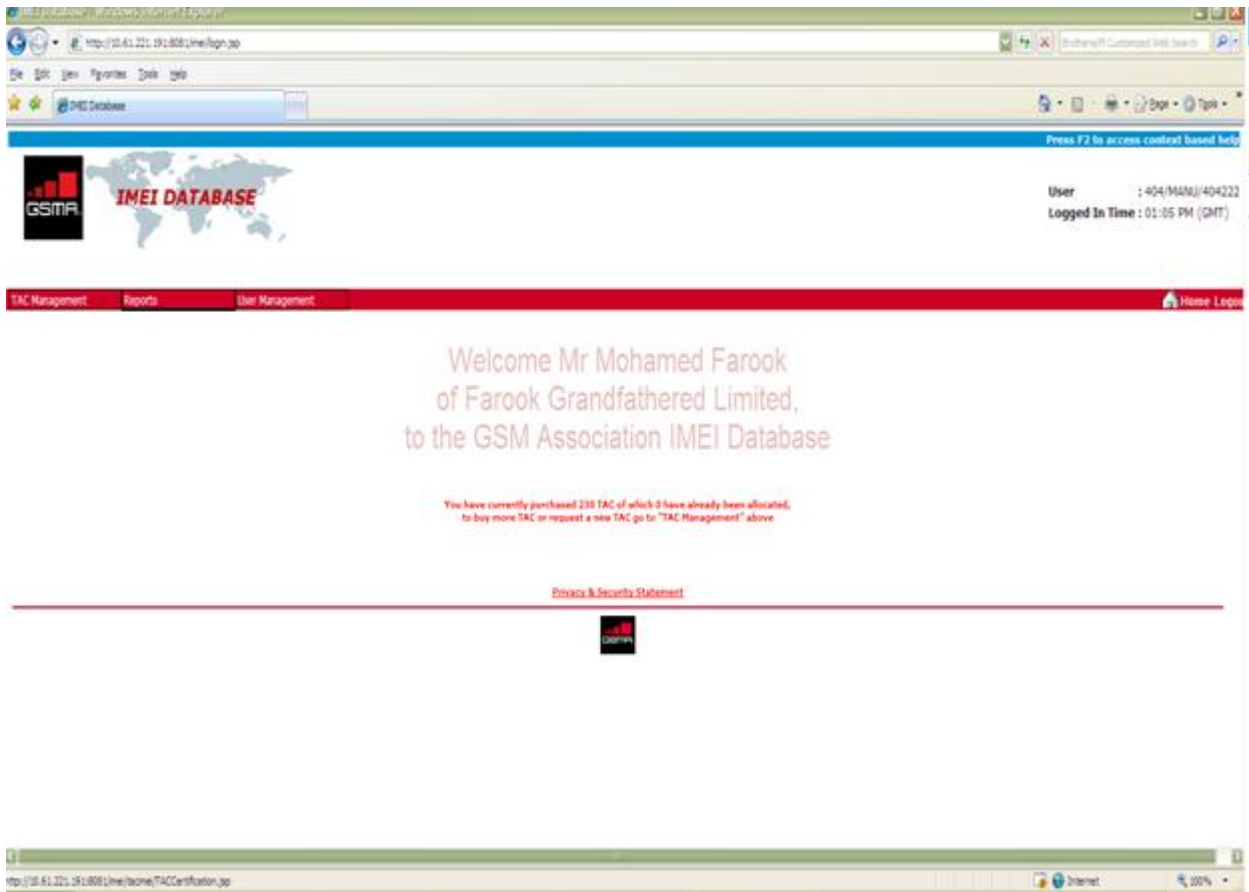
GSM ASSOCIATION

输入申请者机构代码和登录密码
(Manufacturer ID And Password)

点击“继续”(“Go”)

如果输入正确则进入欢迎页面。

欢迎页面:

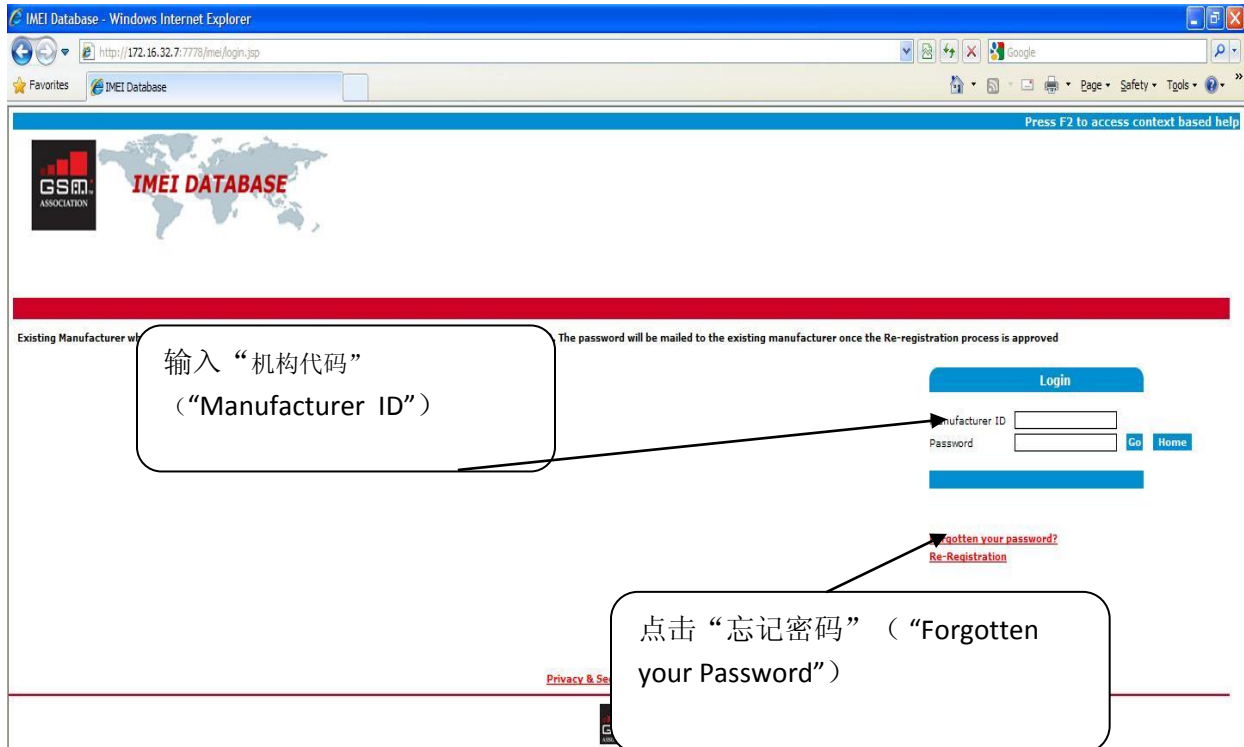


欢迎页面有三个菜单:

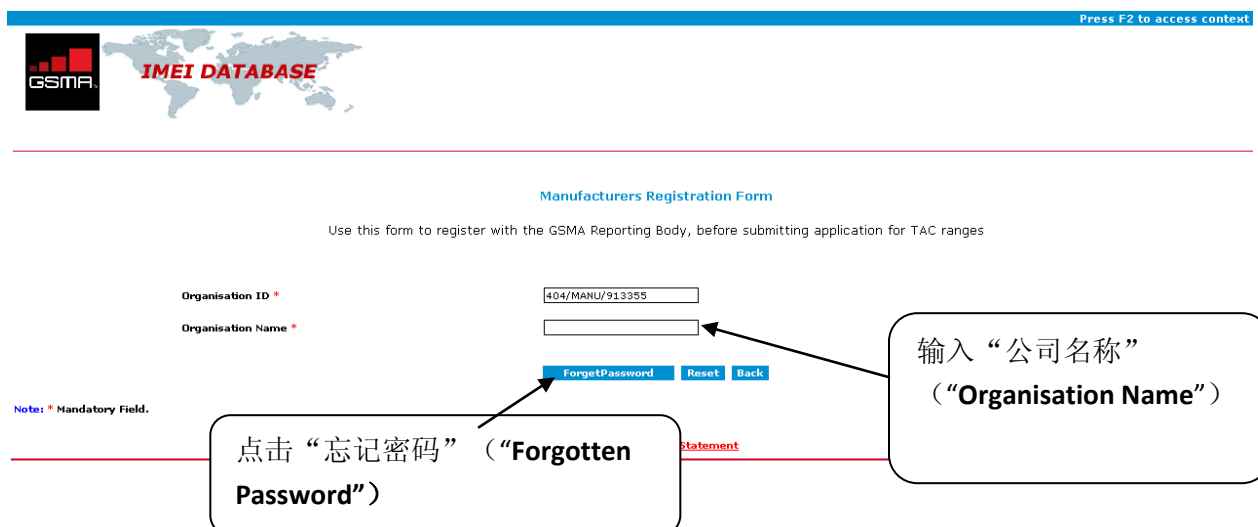
- 1. TAC 号码管理:** 显示 TAC 相关操作, 例如申请 TAC、查看已有 TAC 详情、查看条款和条件、编辑 TAC 等。
- 2. 报告:** 显示 TAC 信息证明, 可下载。
- 3. 用户管理:** 可变更登录密码。

3.1. 忘记登录密码:

如果有申请者机构代码但忘记了登录密码，可以在输入机构代码，然后点击“忘记密码”（“Forgotten your Password”）

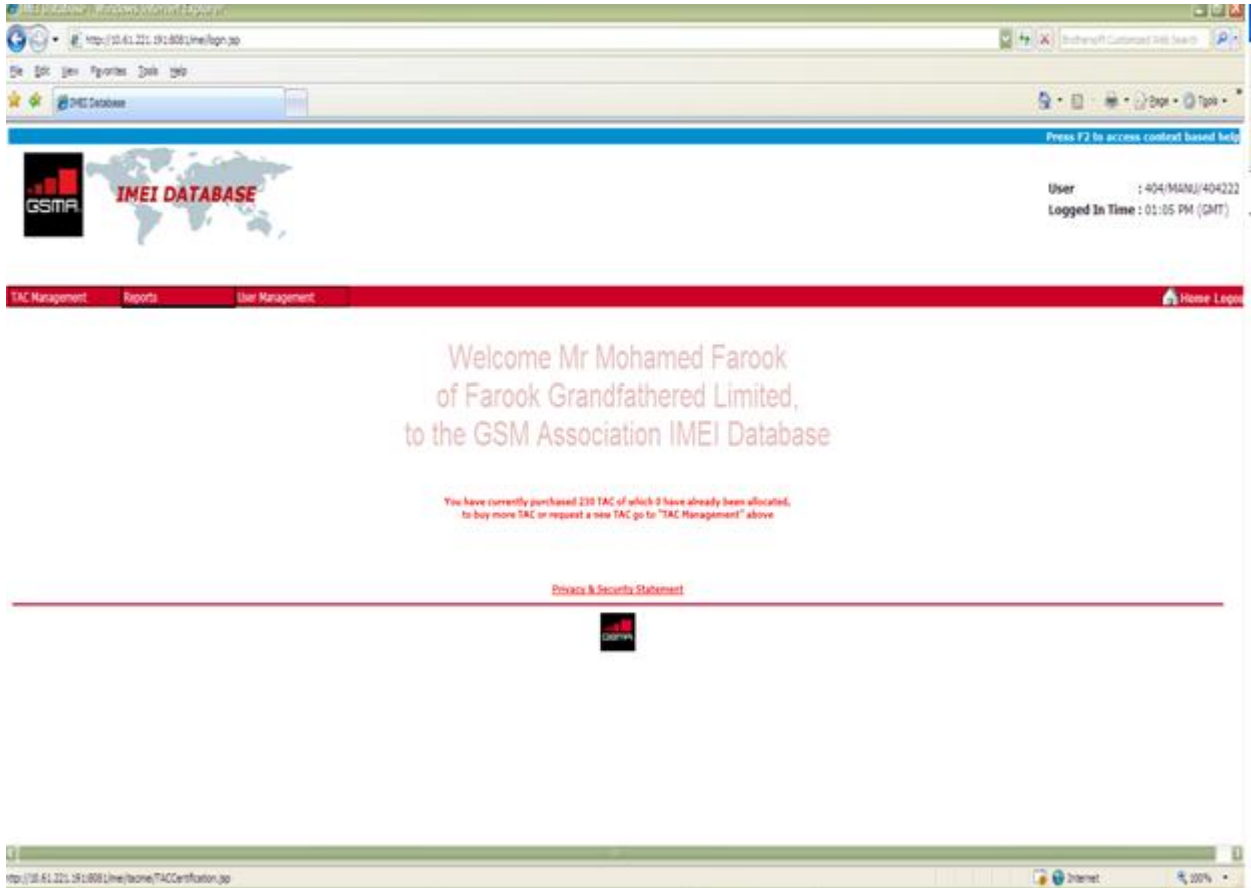


则进入下一页。



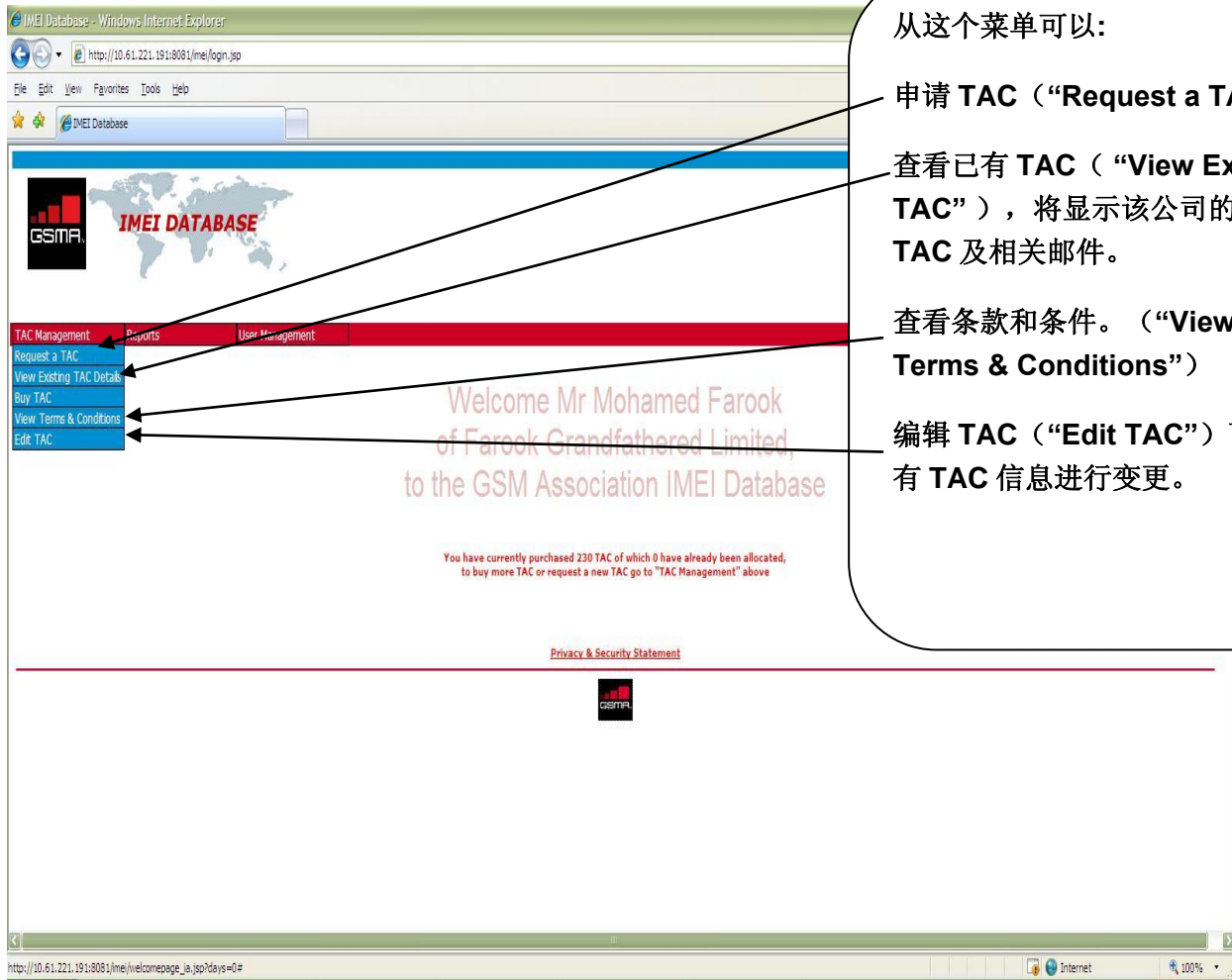
输入“公司名称”并点击“忘记密码”后，密码将发送到联系方式中的邮件地址。

4. 制造商首页:



4.1. TA 管理:

TAC 管理



从这个菜单可以:

- 申请 TAC (“Request a TAC”)
- 查看已有 TAC (“View Existing TAC”), 将显示该公司的所有 TAC 及相关邮件。
- 查看条款和条件。 (“View Terms & Conditions”)
- 编辑 TAC (“Edit TAC”) 可对已有 TAC 信息进行变更。

IMEI Database - Windows Internet Explorer
http://10.61.221.191:8081/imei/login.jsp

File Edit View Favorites Tools Help

IMEI Database

GSMA IMEI DATABASE

TAC Management Reports User Management

Request a TAC
View Existing TAC Details
Buy TAC
View Terms & Conditions
Edit TAC

Welcome Mr Mohamed Farook
of Farook Grandfathered Limited,
to the GSM Association IMEI Database

You have currently purchased 230 TAC of which 0 have already been allocated,
to buy more TAC or request a new TAC go to "TAC Management" above

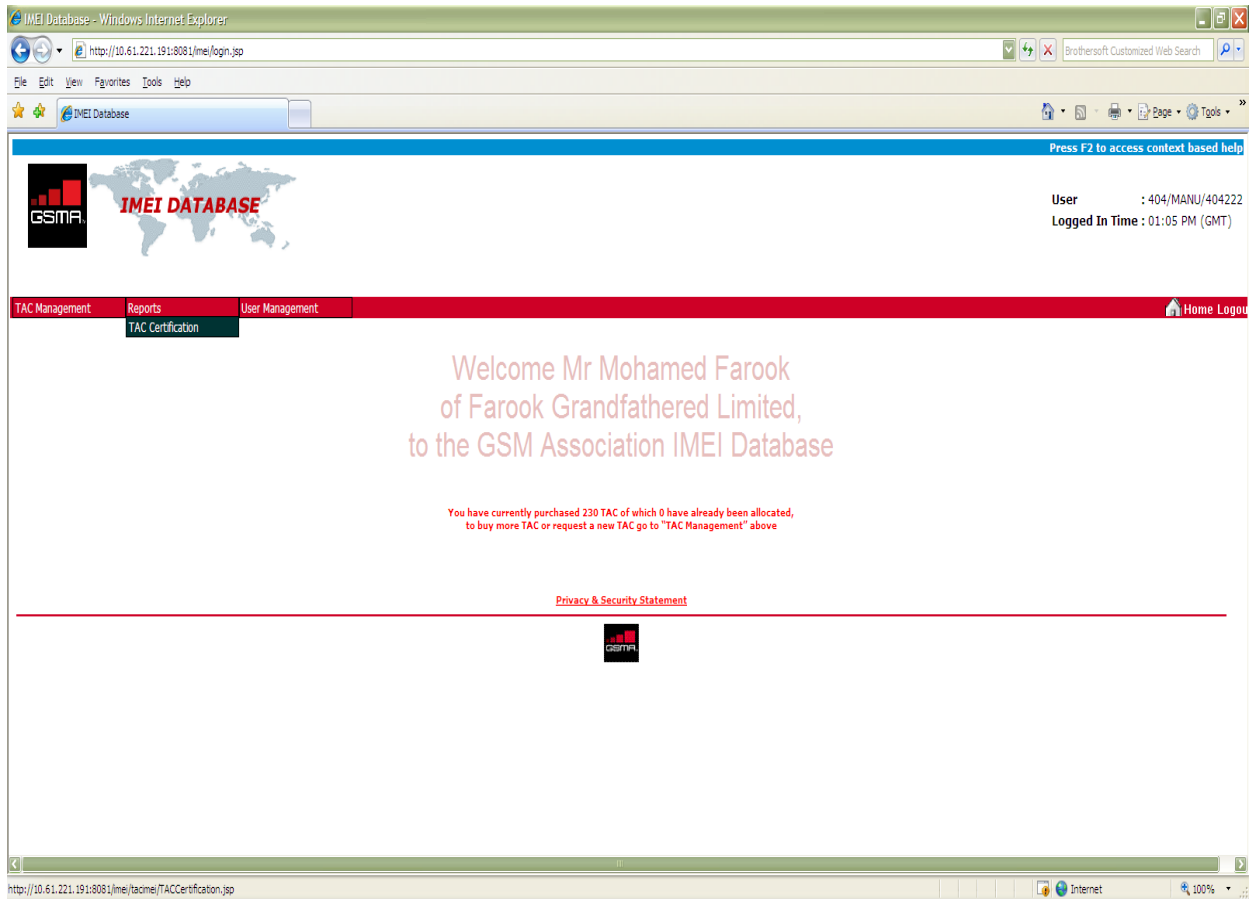
Privacy & Security Statement

GSMA

http://10.61.221.191:8081/imei/welcomepage_a.jsp?days=0#

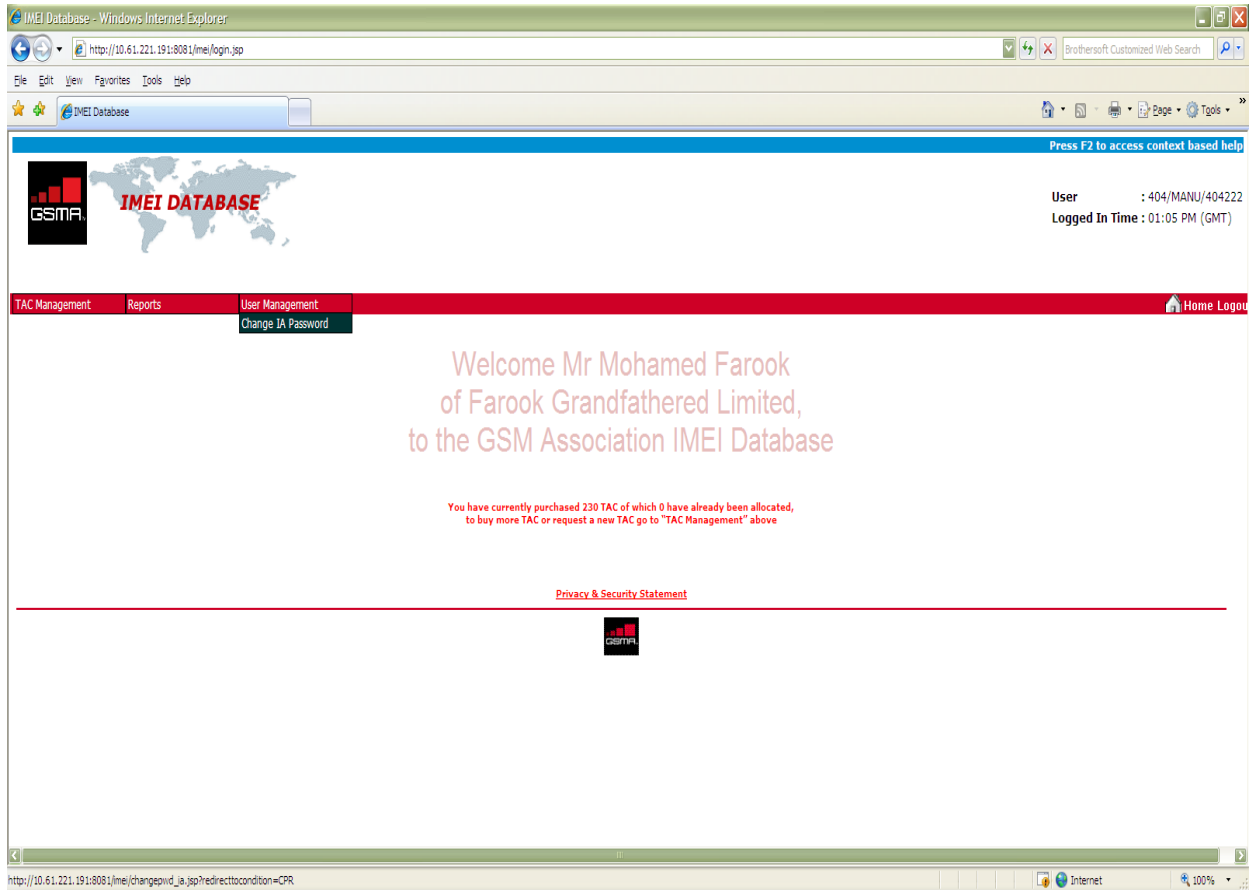
4.2. 报告菜单:

“报告菜单”中有一层子菜单“TAC 证书”，在此可以下载申请到的 TAC 证明。



4.3. 用户管理:

“用户管理菜单”只有一个子菜单“变更登录密码”。



5. 申请 TAC:

从“TAC 管理”界面进入“申请 TAC”（参见 4.1）。

填入下表要求的所有信息并点击提交。

The screenshot shows a web application interface for TAC allocation. The page title is "Application for an Allocation of IMEI for use on GSM, UMTS and Multi-Mode Mobile Stations". The form is titled "Application for TAC".

Annotations in Chinese provide instructions:

- 输入公司名称和地址** (Input company name and address) points to the "Organisation Name" and "Organisation Address" fields.
- Email** points to the "Email" field.
- 其他信息** (Other information) points to the "Applicant Name" field.
- 在此界面: : 申请者机构代码、名称和 Email 地址是自动带入的。** (In this interface: : The applicant's organization code, name, and email address are automatically entered.) points to the "Organisation Id" field.
- 点击“提交” (“Submit”)** (Click "Submit") points to the "Submit" button.

Form fields and values:

- Organisation Id: 404/MANU/232332 (Note: ccc/tttt/xxxxxx)
- Organisation Name: RavanMobiles
- Applicant Name: [Empty]
- Organisation Address: [Empty]
- Email: rprakash006rallapalli@gmail.com
- Name of Applicant's Company: [Empty] (if different from Organisation Name)
- Manufacturer's Representative:
- Letter of Authorization: (copy to be sent to BABT, imei@babt.com)

Buttons: Submit, Reset, Close.

提交后显示 TAC 申请表。

IMEI TAC APPLICATION FORM

Equipment Manufacturer*	<input type="text"/>	Equipment Type*	<input type="text" value="Select"/>
Brand Name*	<input type="text"/>	Model Name*	<input type="text"/>
Designation Type	<input type="text"/>	IMEI SVN	<input type="text"/>
Software Version	<input type="text"/>	Satellite system	<input type="text"/>
Software release Date (dd/mm/yyyy)	<input type="text"/> <input type="button" value="G"/>	Quantity Required**	<input type="text" value="1"/> <input type="button" value="million(e)"/>
Applicant Name*	<input type="text"/>	Applicant Email Address*	<input type="text"/>
Reporting Body	<input type="text"/>		

Other Radio Interfaces Supported*

<input type="checkbox"/> NONE	<input type="checkbox"/> TDMA AMPS	<input type="checkbox"/> CDMA	<input type="checkbox"/> OTHER	<input type="text"/>
<input type="checkbox"/> EDGE	<input type="checkbox"/> GPRS	<input type="checkbox"/> SATELLITE		

Modes*	Bands Supported*
<input type="checkbox"/> GSM	<input type="checkbox"/> GSM 450 <input type="checkbox"/> GSM850 (GSM800) <input type="checkbox"/> GSM 900 <input type="checkbox"/> GSM 1800 <input type="checkbox"/> GSM 1900

<input type="checkbox"/> WCDMA	<input type="checkbox"/> WCDMA FDD BAND I	<input type="checkbox"/> WCDMA FDD BAND II	<input type="checkbox"/> WCDMA FDD BAND III
<input type="checkbox"/> TD-SCDMA	<input type="checkbox"/> WCDMA FDD BAND IV	<input type="checkbox"/> WCDMA FDD BAND V	<input type="checkbox"/> WCDMA FDD BAND VI
	<input type="checkbox"/> WCDMA FDD BAND VII	<input type="checkbox"/> WCDMA FDD BAND VIII	<input type="checkbox"/> WCDMA FDD BAND IX
	<input type="checkbox"/> WCDMA TDD BAND "A"	<input type="checkbox"/> WCDMA TDD BAND "B"	<input type="checkbox"/> WCDMA TDD BAND "C"
	<input type="checkbox"/> WCDMA TDD BAND "D"	<input type="checkbox"/> HSDPA	<input type="checkbox"/> HSUPA
	<input type="checkbox"/> TD-SCDMA		

<input type="checkbox"/> LTE FDD	<input type="checkbox"/> LTE FDD BAND 1	<input type="checkbox"/> LTE FDD BAND 2	<input type="checkbox"/> LTE FDD BAND 3
	<input type="checkbox"/> LTE FDD BAND 4	<input type="checkbox"/> LTE FDD BAND 5	<input type="checkbox"/> LTE FDD BAND 6
	<input type="checkbox"/> LTE FDD BAND 7	<input type="checkbox"/> LTE FDD BAND 8	<input type="checkbox"/> LTE FDD BAND 9
	<input type="checkbox"/> LTE FDD BAND 10	<input type="checkbox"/> LTE FDD BAND 11	<input type="checkbox"/> LTE FDD BAND 12
	<input type="checkbox"/> LTE FDD BAND 13	<input type="checkbox"/> LTE FDD BAND 14	<input type="checkbox"/> LTE FDD BAND 15
	<input type="checkbox"/> LTE FDD BAND 16	<input type="checkbox"/> LTE FDD BAND 17	<input type="checkbox"/> LTE FDD BAND 18
	<input type="checkbox"/> LTE FDD BAND 19	<input type="checkbox"/> LTE FDD BAND 20	

<input type="checkbox"/> LTE TDD	<input type="checkbox"/> LTE TDD BAND 33	<input type="checkbox"/> LTE TDD BAND 34	<input type="checkbox"/> LTE TDD BAND 35
	<input type="checkbox"/> LTE TDD BAND 36	<input type="checkbox"/> LTE TDD BAND 37	<input type="checkbox"/> LTE TDD BAND 38
	<input type="checkbox"/> LTE TDD BAND 39	<input type="checkbox"/> LTE TDD BAND 40	

<input type="checkbox"/> CDMA2000	<input type="checkbox"/> CDMA2000
-----------------------------------	-----------------------------------

<input type="checkbox"/> GAN	<input type="checkbox"/> GAN
------------------------------	------------------------------

<input type="checkbox"/> Multi SIM Support	<input type="text" value="--Select--"/>	<input type="text"/>	*(Choose 'other SIM' from drop down to enable this text box)
--	---	----------------------	--

<input type="checkbox"/> Other	<input type="text" value="3GP"/> <input type="text" value="8GP"/> <input type="text" value="8GP,10G"/> <input type="text" value="GSM-R for RWay Apps"/>	<input type="button" value=">"/> <input type="button" value="<"/>	<input type="text"/>
--------------------------------	--	--	----------------------

Enter Name of the Band if not available in above list

For GSMA Reporting Body use only

TAC :

上表填写完成并提交后，将发送给相应审核机构，通过审核后申请者将获得附带有 TAC 号码列表的 TAC 发放证明。通常情况下审核将在 2 个工作日完成。

5.1. 暂停：

如果制造商提供的信息不完整或有错误，审核机构将暂停此申请，并联系申请者说明暂停的原因。次申请表显示状态为“暂停”（“On-Hold”）。申请者申请另一个 TAC 的时候将能看到被暂停的申请表。

Press F2 to access context based help

GSMA IMEI DATABASE

User : 404/MANU/232332
Logged In Time : 11:14 AM (GMT)

TAC Management Reports User Management Home Logout

Pending Applications

Total Applications : 1 Search on : -Show all- Go

Request ID	Org ID	Org Name	Status
65711	404/MANU/232332	RavanMobiles	On Hold-Info From Manufacturer

New Application

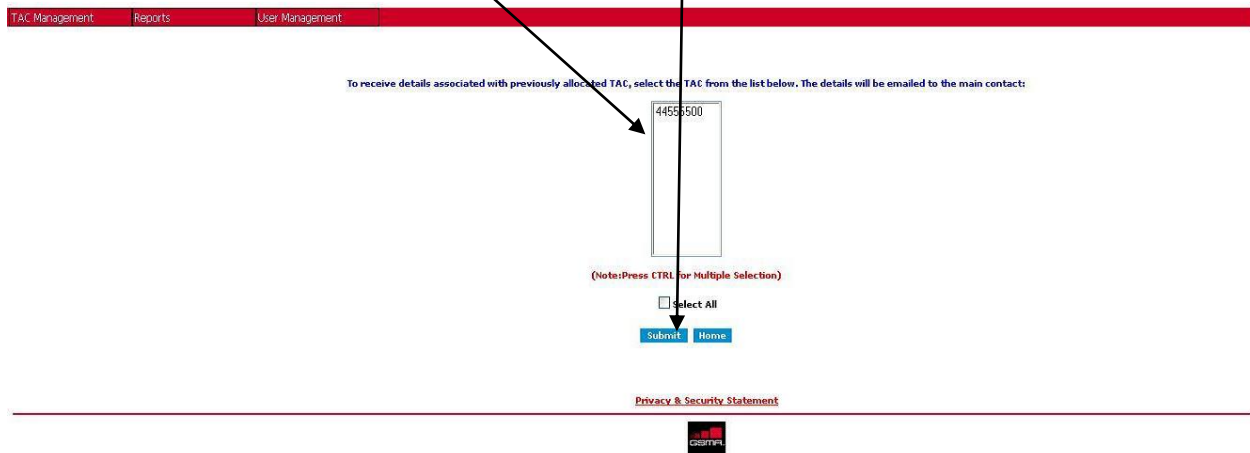
点击“Request ID”下边的数字编号可以修改被暂停的申请。

被暂停的申请可以进行编辑和修改。点击其数字编号和显示以前填写的信息，从而进行修改和编辑。

6. 查看已有 TAC 的详情:

进入“TAC 管理”菜单 ([TAC Management](#))，点击“查看已有 TAC 详情” ([View Existing TAC Details](#))。参见 4.1

选择要查看详情的 TAC，点击“提交” ([Submit](#))。相关信息将发送到该公司所留的 Email 地址中。



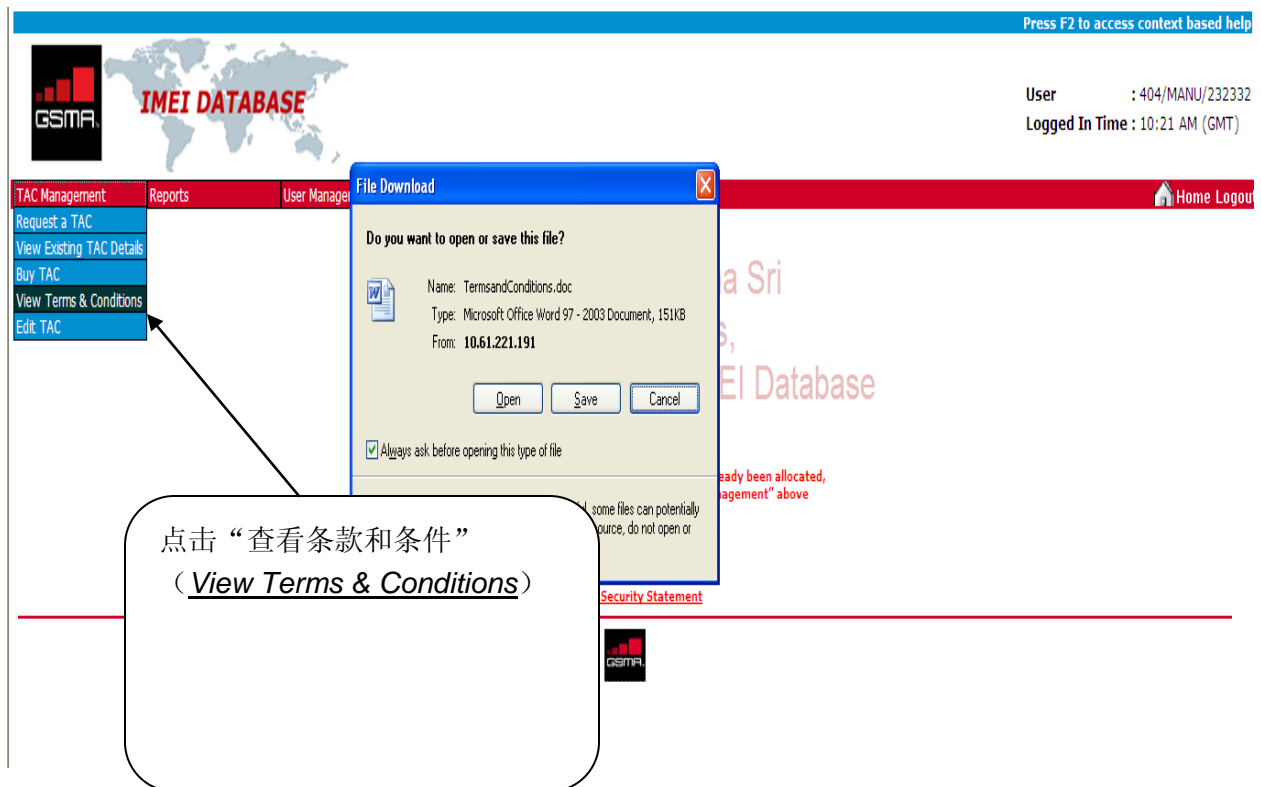
The screenshot displays a web interface for TAC Management. At the top, there is a navigation bar with three tabs: "TAC Management", "Reports", and "User Management". Below the navigation bar, a red horizontal bar spans the width of the page. The main content area contains the following elements:

- A text instruction: "To receive details associated with previously allocated TAC, select the TAC from the list below. The details will be emailed to the main contact:"
- A list box containing the value "44556500".
- A note: "(Note: Press CTRL for Multiple Selection)".
- A checkbox labeled "Select All".
- Two buttons: "Submit" and "Home".

At the bottom of the page, there is a link for "Privacy & Security Statement" and a logo for "GSMN".

7. 查看条款和条件:

进入“TAC 管理”菜单（TAC Management）点击“查看条款和条件”（View Terms & Conditions），可打开相关文件并可以保存在本地计算机中。



8. TAC 证书:

进入“报告”菜单 (Reports) 点击“TAC 证书” (TAC Certification) 。

The screenshot shows the IMEI Database interface. At the top, there is a blue header with the text "Press F2 to access context based help". Below this is a navigation bar with "TAC Management", "Reports", and "User Management" tabs. The "Reports" tab is active, and a sub-menu "TAC Certification" is highlighted. In the top right corner, user information is displayed: "User : 404/MANU/232332" and "Logged In Time : 06:03 AM (GMT)".

The main content area contains a heading "TAC Certification" and a sub-heading "To receive details associated with previously allocated TAC, select the TAC from the list below based upon that TAC get the TAC Certification:". Below this is a form with a text input field labeled "Enter TAC Number" containing the value "12345601". There are two buttons: "Submit" and "Home". A link for "Privacy & Security Statement" is also visible.



Annotations in Chinese are provided in a rounded box on the left:

- Click "TAC Certificate" ("TAC Certification")
- Enter TAC number
- Click "Submit" ("Submit")

Arrows point from these annotations to the corresponding elements in the screenshot: the "TAC Certification" menu item, the "Enter TAC Number" input field, and the "Submit" button.

提交后，TAC 证书将通过邮件发送给联系人，并显示如下界面：

Press F2 to access context based help

User : 404/MANU/232332

Logged In Time : 06:03 AM (GMT)

TAC Management
Reports
User Management
Home Logout


TAC Certification has been sent successfully

Email notification is sent to :

Reporting Body : raghava.imeidb@gmail.com

Manufacturer Main Contact : rprakash006rallapalli@gmail.com



[Privacy & Security Statement](#)



9. 变更登录密码:

进入“用户管理”菜单（[User Management](#)）点击“变更密码”（[Change IA Password](#)）。

Press F2 to access context based help

User : 404/MANU/232332

Logged In Time : 06:45 AM (GMT)


TAC Management
Reports
User Management
Home Logout

Change IA Password

Welcome Mr Ravana Sri
of RavanMobiles,
to the GSM Association IMEI Database

You have currently purchased 10 TAC of which 1 have already been allocated,
to buy more TAC or request a new TAC go to "TAC Management" above

[Privacy & Security Statement](#)



Press F2 to access context based help



User : 404/MANU/232332
Logged In Time : 06:45 AM (GMT)

TAC Management | Reports | User Management | Home | Logout

Change Password

输入“当前密码”
 (“Current Password”)

输入“新密码”
 (“New Password”)

重复输入“新密码” (“Confirm new Password”)

User Name

Current Password *

New Password *

Confirm Password *

Minimum password length is eight characters. You must include both alpha and numeric characters. Special characters or three or more repeated characters are not allowed. Password is case sensitive

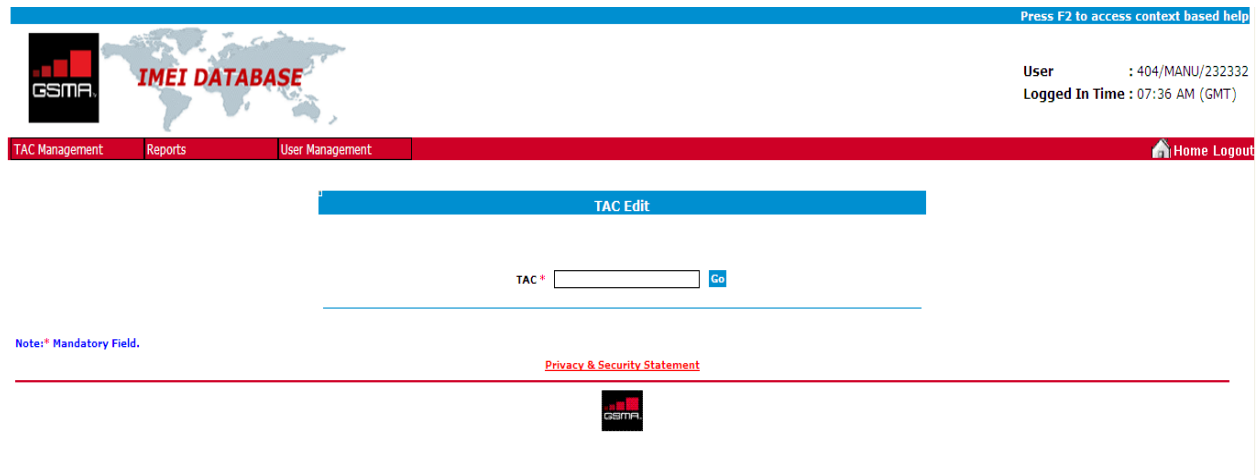
点击“提交” (“Submit”)

[Privacy & Security Statement](#)



10. 编辑 TAC:

进入“TAC 管理”菜单（[TAC Management](#)）点击“编辑 TAC”（[Edit TAC](#)）。参见 4.1。



The screenshot shows the 'TAC Edit' page in the IMEI Database application. At the top, there is a blue header with the text 'Press F2 to access context based help'. Below this is a navigation bar with 'TAC Management', 'Reports', and 'User Management' tabs, and a 'Home Logout' link. The main content area has a blue header 'TAC Edit' and a form with a 'TAC *' label, an input field, and a 'Go' button. A note below the form states 'Note: * Mandatory Field.' At the bottom, there is a 'Privacy & Security Statement' link and a GSM logo.

输入一个已经获得的 TAC 号码，可以编辑其详情。点击“下一步”（“Go”）将显示具有所有该 TAC 详情的页面，在此可以进行修改和更正。也可以为此 TAC 号码增加新的型号。所增加的型号必须与已使用该 TAC 的型号终端具有相同的无线电发射单元以及相同的控制软件，而且必须工作在同一个频段。例如，装饰上的变更（不同的颜色、命名方式等），如果变更了无线电收发模块或者工作频段，则应该申请新的 TAC 号码。

Applicant Details

Organisation ID : 404/MANU/914848 **Organisation Name :** save me **Organisation Address :**
Applicant Name : test **Applicant E mail :** digavasravani4@gmail.com

TAC Allocation

Organisation Id : 404/MANU/914848 **Device Manufacturer :** save me **Device Type :** 01 - Handheld
Software Version : **Satellite :** **Designation Type :** TEST TEST
Brand Name :* TEST **Model Name :*** TEST **MarketingName :** TEST TEST (MarketingName=Brand Name + Model Name)

Other Radio Interfaces Supported*

NONE TDMA AMPS CDMA OTHER
 EDGE GPRS SATELLITE

Modes*	Bands Supported*			
<input checked="" type="checkbox"/> GSM	<input checked="" type="checkbox"/> GSM 450	<input checked="" type="checkbox"/> GSM850 (GSM800)	<input type="checkbox"/> GSM 900	<input type="checkbox"/> GSM 1800
	<input type="checkbox"/> GSM 1900			
<input checked="" type="checkbox"/> WCDMA	<input checked="" type="checkbox"/> WCDMA FDD BAND I	<input type="checkbox"/> WCDMA FDD BAND II	<input type="checkbox"/> WCDMA FDD BAND III	
<input checked="" type="checkbox"/> TD-SCDMA	<input type="checkbox"/> WCDMA FDD BAND IV	<input type="checkbox"/> WCDMA FDD BAND V	<input type="checkbox"/> WCDMA FDD BAND VI	<input type="checkbox"/> WCDMA FDD BAND VII
	<input type="checkbox"/> WCDMA FDD BAND VIII	<input type="checkbox"/> WCDMA FDD BAND IX	<input type="checkbox"/> WCDMA TDD BAND "A"	<input type="checkbox"/> WCDMA TDD BAND "B"
	<input type="checkbox"/> WCDMA TDD BAND "C"	<input type="checkbox"/> WCDMA TDD BAND "D"	<input type="checkbox"/> HSDPA	<input type="checkbox"/> HSUPA
	<input checked="" type="checkbox"/> TD-SCDMA			
<input checked="" type="checkbox"/> LTE FDD	<input checked="" type="checkbox"/> LTE FDD BAND 1	<input type="checkbox"/> LTE FDD BAND 2	<input type="checkbox"/> LTE FDD BAND 3	
	<input type="checkbox"/> LTE FDD BAND 4	<input type="checkbox"/> LTE FDD BAND 5	<input type="checkbox"/> LTE FDD BAND 6	<input type="checkbox"/> LTE FDD BAND 7
	<input type="checkbox"/> LTE FDD BAND 8	<input type="checkbox"/> LTE FDD BAND 9	<input type="checkbox"/> LTE FDD BAND 10	<input type="checkbox"/> LTE FDD BAND 11
	<input type="checkbox"/> LTE FDD BAND 12	<input type="checkbox"/> LTE FDD BAND 13	<input type="checkbox"/> LTE FDD BAND 14	<input type="checkbox"/> LTE FDD BAND 15
	<input type="checkbox"/> LTE FDD BAND 16	<input type="checkbox"/> LTE FDD BAND 17	<input type="checkbox"/> LTE FDD BAND 18	<input type="checkbox"/> LTE FDD BAND 19
	<input type="checkbox"/> LTE FDD BAND 20			
<input checked="" type="checkbox"/> LTE TDD	<input checked="" type="checkbox"/> LTE TDD BAND 33	<input type="checkbox"/> LTE TDD BAND 34	<input type="checkbox"/> LTE TDD BAND 35	
	<input type="checkbox"/> LTE TDD BAND 36	<input type="checkbox"/> LTE TDD BAND 37	<input type="checkbox"/> LTE TDD BAND 38	<input type="checkbox"/> LTE TDD BAND 39
	<input type="checkbox"/> LTE TDD BAND 40			
<input checked="" type="checkbox"/> CDMA2000	<input checked="" type="checkbox"/> CDMA2000			
<input checked="" type="checkbox"/> GAN	<input checked="" type="checkbox"/> GAN			
<input checked="" type="checkbox"/> Multi SIM Support	3 SIM		#(choose 'other SIM' from drop down to enable this text box)	
<input checked="" type="checkbox"/> Other	8GP 8GP_10G GSM-R for Railway Apps		9GP	

Enter Name of the Band if not available in above list

Approval Holder ID : 404/MANU/914848
Requested IMEI : 1 million(s)
IMEI From : 000000
IMEI To : 999999

Pre Allocated TACs	
TAC	TAC Extension
-	-

TAC :* [Add More TAC](#)

Comments :#

Reason :@

变更后的表格发送给审核机构，审核通过后申请者将收到确认邮件。